

IEC:n verkkosivut ja Collaboration Tool

sanna.koivu@sesko.fi

045 657 8660

IEC - www.iec.ch

- n **Tärkein** dokumenttien jakelukanava
- n CENELECin lausunnolla ja äänestyksessä olevat ehdotukset jaellaan sähköpostilla SESKOsta
 - .. Useimmat ehdotukset rinnakkaisäänestyksessä/ lausunnolla, joten CENELECiltä vain äänestyssaate ja itse ehdotus on sama kuin IEC:n (joka löytyy IEC:n verkkosivuilta)
 - .. Jos puhtaasti Eurooppalainen ehdotus (EN 5xxxx), niin ehdotusteksti tulee myös sähköpostitse SESKOsta (ei haeta CENELECin verkkosivuilta)

IEC - www.iec.ch

- n Sama käyttäjätunnus/salasana toimii:
 - .. IEC:n verkkosivuilla
 - .. CENELECin verkkosivuilla
 - .. Collaboration Tool –dokumenttipalvelimessa
- n IEC:n verkkosivuilla on monia eri palveluja, mutta tunnus ja salasana ovat kaikkiin palveluihin samat
- n Käyttäjätunnus on muotoa:
 - .. fi-eil-esi tai fi-ei-es
 - n **Ei**la **Esi**merkki
 - n Etu- ja sukunimen kolme (tai kaksi) ensimmäistä kirjainta

IEC - www.iec.ch

- n Ilmoitus SESKOlle unohtuneesta salasanasta
 - joko minulle, oman ryhmänne yhteyshenkilölle tai asiakaspalveluun (asiakaspalvelu@sesko.fi)
 - uusi salasana tulee suoraan IEC:ltä sähköpostitse **HUOM!** Viesti on usein mennyt roskapostikansioon, koska se on automaattisesti generoitu viesti!

Collaboration Tool

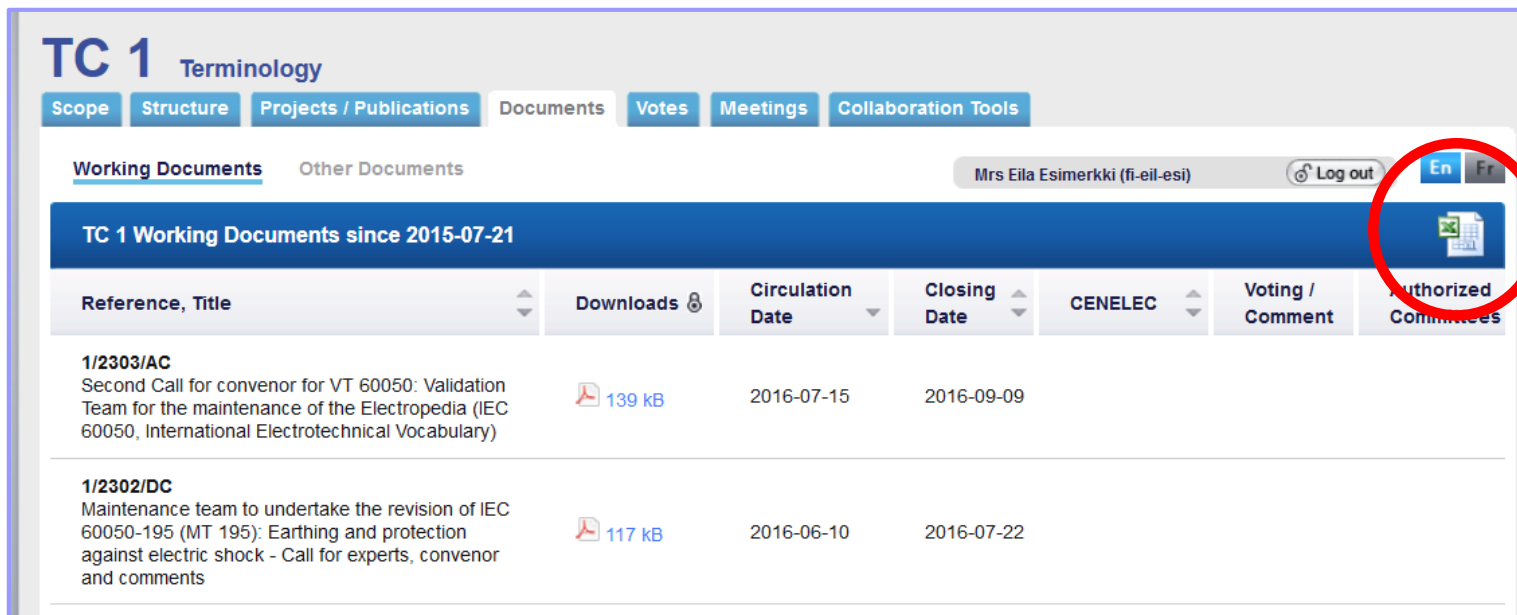
- n IEC:n, CENELECin ja SESKOn yhteinen dokumenttien jakokanava
- n Kullakin ryhmällä oma sivu, jossa dokumentit ovat
- n Uusista dokumenteista sähköposti-ilmoitus ja/tai viikoittainen sähköposti
 - Jos muutoksia tai uusia dokumentteja ei ole tullut, ei myöskään tule sähköposti-ilmoitusta
- n Sähköposteissa suora linkki dokumenttiin

IEC - www.iec.ch

- n Meeting Registration System
- n myIEC
- n myNewDocs
- n Expert Management System
- n Web Conferencing
- n Electropedia

Perusasioita IEC:n verkkosivusta

Useimmilla listauksia sisältävällä sivulla on oikeassa yläkulmassa Excel-kuvake, jota painamalla sivun tiedot saa avattuna Excel-tiedostona omalle koneelle.





TC 1 Terminology

Scope Structure Projects / Publications Documents Votes Meetings Collaboration Tools

Working Documents Other Documents Mrs Eila Esimerkki (fi-eil-esi) Log out En Fr

TC 1 Working Documents since 2015-07-21

Reference, Title	Downloads	Circulation Date	Closing Date	CENELEC	Voting / Comment	Authorized Committees
1/2303/AC Second Call for convenor for VT 60050: Validation Team for the maintenance of the Electropedia (IEC 60050, International Electrotechnical Vocabulary)	 139 kB	2016-07-15	2016-09-09			
1/2302/DC Maintenance team to undertake the revision of IEC 60050-195 (MT 195): Earthing and protection against electric shock - Call for experts, convenor and comments	 117 kB	2016-06-10	2016-07-22			

Perusasioita IEC:n verkkosivusta

- n Työdokumenteista kaikki muut **paitsi** **FDIS-loppuäänestysdokumentit** säilyvät verkkosivuilla. Nämä dokumentit poistuvat sivuilta heti äänestysajan umpeuduttua. Eli siis nämä tallennettava itse omalle koneelle, jos niitä tarvitsee myöhemmin.

Collaboration Tool



Collaboration Tools

Welcome to the IEC Collaboration Tools Suite (CTS)



A working area for more than 40 000 experts actively participating in the IEC, with functions such as document dissemination, group discussions and project management.

IEC also offers this facility to regional and national standardization organizations so that experts can use the same tool on a national, regional and international level for their participation in standardization projects.

What's new?

- [Notifications manual](#)  (minor improvements)

Support

- | | |
|--------------------------------------------------------------------------------------------------------------------|------------------------------------------|
| Helpdesk portal | Manage your support tickets |
| User guide  | How to use Collaboration Tools |
| ActiveX plugin  | For multiple downloads |
| Browser compatibility | Internet Explorer, Firefox, Chrome, etc. |

LOG IN

Username

Password

[Forgot my password](#)

[Log in](#)

When changing your password in the Expert Management System (EMS), please note that it may not be effective immediately. Password synchronization with the Collaboration Tools (CTS) may take up to 24h.

If you do not have a login, please contact your [National Committee](#).

For technical support, please contact:

 [IEC Helpdesk](#)

Collaboration Tool

Sivu on jaettu kolmeen palstaan:

IEC – CENELEC – SESKO

joiden alla näkyvät ne ryhmät, joihin sinulla on pääsy.



The screenshot shows a web interface titled "Collaboration Tools". At the top left, there is a user profile icon and the text "Hi-eli-wsi | Remark on Active,fi | Logout". The main content area is divided into three columns, each representing an organization: IEC, CENELEC, and SESKO. Each column contains a list of links to various resources.

IEC	CENELEC	SESKO
IEC - homepage information and guides	IEC - information, Guides and Templates	IEC - SESKO SK.1
IEC - IEC TC.1	IEC - CLC_TC20	IEC - SESKO SK.20
IEC - Terminology	IEC - CLC_TC02	IEC - SESKO SK.02
IEC - IECQ Working Material		


Collaboration Toolin sähköpostiviestit

Kansallisen komitean sivuille ladatut uudet dokumentit

SESKO CollaborationTools via CTS <IEC_CollaborationTools@iec.ch>

Finnish Collaboration tools: Weekly Newsletter for Sanna Koivu

To Sanna Koivu

Message  htmnewsletters_2016-09-04.html (3 KB)

New documents modified over the past 7 days

[SESKO SK 1](#) - [Unsubscribe](#)

SK 1

Creation Date	Document Reference	Title	Folder
2016-09-02	C00032 evaluation C00032 - evaluation - ehdotus.pdf C00032 - evaluation - perustelut.pdf	C00032 evaluation	Documents


IT Helpdesk(helpdesk@iec.ch)

Collaboration Toolin sähköpostiviestit

IEC-komitean sivuille ladatut uudet dokumentit

IEC CollaborationTools <IEC_CollaborationTools@iec.ch>
IEC Collaboration tools: Weekly Newsletter for Sanna Koivu

To Sanna Koivu

Message  htmnewsletters_2016-07-31.html (3 KB)

New documents modified over the past 7 days

[IEC TC 1 - Unsubscribe](#)

GENERAL


Creation Date	Document Reference	Title	Folder
2016-07-27	TC 1 liaison representative TC 1 liaisons.doc Liaison ISO.doc Liaison A.doc	TC 1 liaison representative	Discussion forum
2016-07-26 - M	Re: Circulation of IEC CD 60050-871 SyCAAL-36-CD AU WG100 Mbr Comment.docx	Re: Circulation of IEC CD 60050-871	Discussion forum

IT Helpdesk(helpdesk@iec.ch)

MyNewDocs-viesti uusista dokumenteista



IEC MyNewDocs <mynewdocs@iec.ch>
IEC - MyNewDocs
To: Sanna Koivu

Click here to download pictures. To help protect your privacy, Outlook prevented automatic download of some pictures in this message.

 This email has been generated from the IEC website

Your customized query : Ms Sanna Koivu (fi-sa-ko)

Working documents circulated since: 2016-07-16
Working documents relative to: **TC 1, TC 25, ISO/IEC JPC 2**
Note: Document links are to the full bibliographic entry, not to the documents themselves.
You can modify your MyNewDocs profil here : [MyNewDocs](#)

Reference, Title	Downloads	Circulation Date	Closing Date	CENELEC parallel vote	Authorized Committees
TC 1					
1/2304/DA Draft agenda for the meeting to be held in Frankfurt, Germany on 2016-10-13 (starting time: 09:00, approximate finishing time: 13:00)	 109 kB	2016-07-22	-	-	-
TC 25					
25/565/CDV ISO 80000-10 Ed.1: Quantities and units - Part 10: Atomic and nuclear physics	 1382 kB	2016-07-22	2016-10-14	?	-

IEC - www.iec.ch

- n Jokaisella komitealla/alikomitealla oma sivu, josta löytyy
 - .. Scope
 - .. Structure
 - .. Projects / Publications
 - .. **Documents**
 - .. **Votes**
 - .. Meetings
 - .. Collaboration Tools

myIEC

The screenshot shows the myIEC website interface. At the top left is the IEC logo and the text "International Electrotechnical Commission". To the right, there is a navigation menu with "myIEC" (circled in red), "Subscribe", "Sitemap", "FAQs", and "Contact us". Below this is a search bar and a "Webstore" link. The main content area features a large image of a city skyline at night with the "myIEC" logo and the text "Work on the IEC world knowledge platform". A "myIEC login" button (circled in red) is positioned over the image. To the right of the image are several menu items: "NC area", "Standards development", "Management server", "Technical server", "Conformity Assessment", and "Affiliate participation". A "News" section lists "Newdocs", "Documents open for vote/comment", "Just Published", "Administrative Circulars", "Decisions", "Meetings & events", and "TC News". A "Support" section lists "IT Helpdesk", "Technical department", and "Key staff". A "Public commenting on Draft Standards" button is located at the bottom right. A navigation bar at the bottom contains "Home", "Work" (circled in red), "Learn", "News", and "Buy". A news ticker at the bottom left displays "News: 'Significant milestone for Smart City development'".

myIEC

- n Kirjautumisen jälkeen avautuu oma sivu, jonka sisällön voi itse personoida haluamakseen
- n Sivun linkeistä painettaessa avautuu uusi sivu aina selaimessa uudelle omalle välilehdelleen. Tämä helpottaa käyttöä, kun ei vahingossa tule sulkeneeksi koko sivua.
- n Kaikki valittavana olevat vaihtoehdot eivät välttämättä avaudu kaikille käyttäjille.

myIEC setup

The screenshot displays the myIEC setup interface. At the top, there is a navigation menu with links: You & the IEC, About the IEC, News & views, Standards development, Conformity assessment, Members & experts, Developing countries, Webstore, and Advanced search. Below the navigation menu, there is a breadcrumb trail: Home > myIEC > Setup. The myIEC logo is visible on the left, along with buttons for Cancel, Default, and Save (the Save button is circled in red). The user's name, Mrs Eila Enlenderkki (fi-nil-esi), and a Log out button are shown in the top right corner.

The main content area is divided into three columns:

- Tools & Applications:** A list of tools with checkboxes. Checked items include Collaboration Tools, Dashboard Finder, Electropedia, Expert Management System, IEC Data Feeds, Meeting Registration System, Meetings & Events, NewDocs, NewDocs History, and Search Working Documents. Unchecked items include All, Contacts, Library Server, Management Server, National Adoptions Database, Patents, Public Commenting, Revisable Files Database, Search Publications, and Standards in Database Format.
- myIEC Roles:** A section with sub-sections: myIEC Committees and myIEC Permissions.
- News:** A list of news items with checkboxes. Checked items include All, IEC e-lech, Newslog, SMB News, and TC News.
- Organization Profile:** A list of organization profile items with checkboxes. Checked items include Annual report, General Meeting, IECEE, IECEX, IECQ, Key Facts & Figures, List of Affiliates, List of NCs, List of TCs, and Officers. Unchecked items include All and IEC Organization chart.

Newdocs setup

[You & the IEC](#) | [About the IEC](#) | [News & views](#) | [Standards development](#) | [Conformity assessment](#) | [Members & experts](#) | [Developing countries](#) | [Webstore](#) | [Advanced search](#)

Members & Experts > Tools & Applications > **NewDocs > Setup**

NewDocs

[NewDocs](#) | **MyNewDocs > SETUP** | [MyNewDocs > VIEW list](#)

Mrs Eila Esimerkki (fi-eil-esi) [Log out](#) [En](#) [Fr](#)

MyNewDocs SETUP

My Preferences : Date range: Email frequency:

My Committees : Select committees from the list below to create a your custom list of new documents.

Caution:
Checking large number of committees with a long time interval can generate very long lists. If you are interested in following the work of more than 10 or 20 committees, you should use the [Newdocs](#) list. Access to the documents themselves will still require that you are authorized to access the documents of the committee in question. Requests for access to documents of a particular committee should be directed to your [National Committee](#), not to the Central Office.

AC	TC 1
SEG 1	TC 20
SEG 4	TC 62
SEG 6	TC 62/SC 62A
SEG 7	TC 62/SC 62B
ACART	TC 62/SC 62C
ACEA	TC 62/SC 62D
ACEC	TC 69
ACEE	
ACOS	

IEC-komitean sivut – Dashboard Finder

The screenshot displays the myIEC dashboard interface. At the top, the IEC logo and name are visible, along with navigation links for myIEC, Subscribe, Sitemap, FAQs, and Contact us. The main navigation bar includes links for You & the IEC, About the IEC, News & views, Standards development, Conformity assessment, Members & experts, Developing countries, and Webstore. A red circle highlights the 'Advanced search' button in the top right corner. Below the navigation bar, the 'Dashboard Finder' link is also circled in red. The user's name, Mrs. Eila Esmerkki (fi-oi.es), and a 'Log out' button are visible in the top right. The dashboard is divided into several sections: 'Tools & Applications' (with 'Dashboard Finder' circled in red), 'myIEC Participation' (showing 'No IEC roles defined'), 'myIEC Permissions' (showing 'No IEC applications defined'), 'News' (with links to IEC e-tech, Newstlog, SMB News, and TC News), and 'Organization Profile' (with links to Annual report, General Meeting, IECEE, IECEx, IECQ, Key Facts & Figures, List of Affiliates, List of NCs, and List of TCs). The URL w.iec.ch/dyn/www/?p=103:99:0=FSP_LANG_ID:25 is visible at the bottom left, and 'ALL FOLDERS ARE UP TO DATE. CONNECTED TO: MICROSOFT' is at the bottom right.

Dashboard Finder

The screenshot shows the IEC website's 'Dashboard Finder' search interface. At the top, the IEC logo and name are displayed, along with navigation links for 'myIEC', 'Subscribe', 'Sitemap', 'FAQs', and 'Contact us'. Below this is a secondary navigation bar with links for 'You & the IEC', 'About the IEC', 'News & views', 'Standards development', 'Conformity assessment', 'Members & experts', 'Developing countries', 'Webstore', and 'Advanced search'. The main content area features a breadcrumb trail 'Advanced search > Dashboard finder' and a sub-header 'Advanced search'. Below this, there are tabs for 'Global', 'Dashboard Finder', 'Documents / Projects / Work Programme', and 'Publications / Work in Progress'. The 'Dashboard Finder' section is titled 'Dashboard Finder' and includes the instruction 'Find the dashboard of any IEC committee.' The search criteria are organized into a table with the following rows:


Select your criteria	
Management Committee :	- Acronym - - Management / Advisory Committee title - <input type="button" value="Go"/>
National Committee :	- NC - - National Committee name - <input type="button" value="Go"/>
Technical Committee :	- TC/SC - - Technical Committee title - <input type="button" value="Go"/>
Affiliate Country :	- ACP - - Affiliate Country name - <input type="button" value="Go"/>
Key words :	All of these words (AND) This exact phrase (" ") Any of these words (OR) None of these words (NOT) <input type="text"/> + <input type="text"/> + <input type="text"/> - <input type="text"/> <input type="button" value="Search"/>
<input type="button" value="Reset"/>	

IEC-komitean sivut

The screenshot shows the IEC website interface. At the top left is the IEC logo and the text "International Electrotechnical Commission". To the right, there are links for "myIEC", "Subscribe", "Sitemap", "FAQs", and "Contact us". Below this is a navigation bar with categories like "You & the IEC", "About the IEC", "News & views", "Standards development", "Conformity assessment", "Members & experts", "Developing countries", and "Webstore". A search bar and "Advanced search" link are also present.

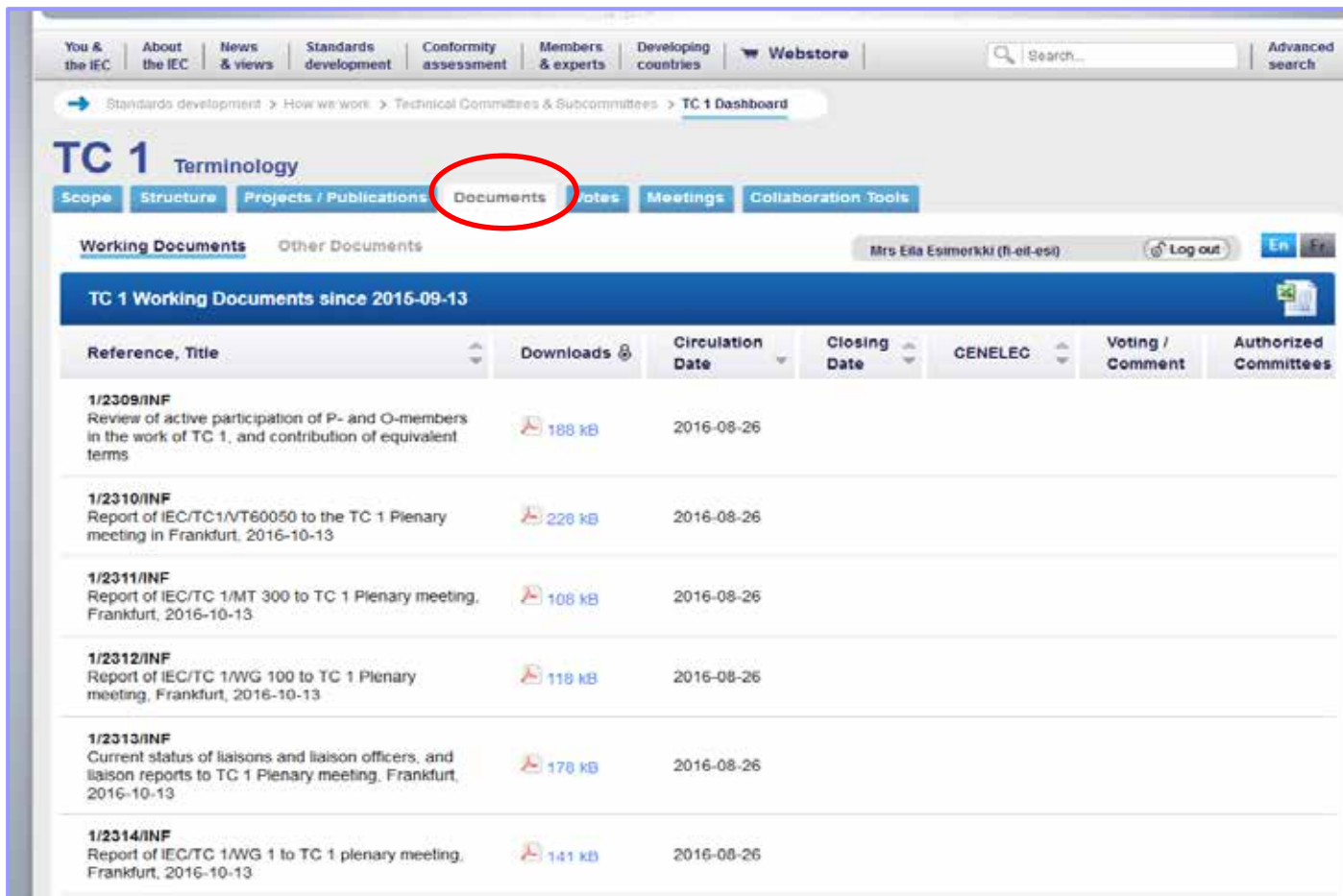
The main content area is titled "TC 1 Terminology". Below the title is a horizontal menu with tabs: "Scope", "Structure", "Projects / Publications", "Documents", "Votes", "Meetings", and "Collaboration Tools". The "Documents" tab is circled in red. Below the menu is a section titled "TC 1 Scope" with a blue header. The text below reads: "To sanction the terms and definitions used in the different electrotechnical fields and to determine the equivalence of the terms used in the different languages. As a consequence, to prepare an International Electrotechnical Vocabulary aiming at the standardization and coordination of the terms relating to electrical sciences and techniques for use in the technical language and literature, in teaching, in technical specifications and in commercial exchanges, and at giving their equivalents in the different languages." To the right of this text is a small image labeled "TC 1" showing a technical component.

On the right side of the page, there is a user profile for "Mrs Eila Esimerkki (fi-eil-esi)" with a "Log out" button and language options "En" and "Fr". Below this is a "Further information" section with a table:

Secretariat	Russian Federation
Strategic Business Plan	
Contact	TC 1 Officers

At the bottom of the page, there are social media icons for Facebook, Twitter, LinkedIn, Pinterest, and YouTube. The footer includes "Privacy | Contact | IEC offices", "Copyright © IEC 2016. All rights reserved.", and an upward arrow icon.

IEC-komitean työdokumentit



The screenshot shows the IEC website's 'TC 1 Terminology' page. The 'Documents' tab is highlighted with a red circle. Below the navigation tabs, there are sections for 'Working Documents' and 'Other Documents'. A table titled 'TC 1 Working Documents since 2015-09-13' lists several documents with their reference numbers, titles, download sizes, and circulation dates.

Reference, Title	Downloads	Circulation Date	Closing Date	GENELEC	Voting / Comment	Authorized Committees
1/2309/INF Review of active participation of P- and O-members in the work of TC 1, and contribution of equivalent terms	188 kB	2016-08-26				
1/2310/INF Report of IEC/TC1/VT60050 to the TC 1 Plenary meeting in Frankfurt, 2016-10-13	220 kB	2016-08-26				
1/2311/INF Report of IEC/TC 1/MT 300 to TC 1 Plenary meeting, Frankfurt, 2016-10-13	106 kB	2016-08-26				
1/2312/INF Report of IEC/TC 1/WG 100 to TC 1 Plenary meeting, Frankfurt, 2016-10-13	118 kB	2016-08-26				
1/2313/INF Current status of liaisons and liaison officers, and liaison reports to TC 1 Plenary meeting, Frankfurt, 2016-10-13	170 kB	2016-08-26				
1/2314/INF Report of IEC/TC 1/WG 1 to TC 1 plenary meeting, Frankfurt, 2016-10-13	141 kB	2016-08-26				

IEC-komitean äänestykset

Navigation: You & the IEC | About the IEC | News & views | Standards development | Conformity assessment | Members & experts | Developing countries | Webstore | Search... | Advanced search

Breadcrumbs: Standards development > How we work > Technical Committees & Subcommittees > TC 62 > SC 62D Dashboard

SC 62D Electromedical equipment

Scope | Structure | Projects / Publications | Documents | **Votes** | Meetings | Collaboration Tools

Documents open for vote | Voting Statistics | Log in | En | Fr

Group by: Autofilter | X Reset

Reference	Type	Circulation Date	Closing Date	CLC	Downloads
All	All	All	All	All	
62D/1358/CDV	CDV	2016-07-01	2016-09-23	yes	608 kB 663 kB
62D/1360/CDV	CDV	2016-07-01	2016-09-23	yes	1002 kB 1021 kB
62D/1393/CD	CD	2016-08-05	2016-09-30	?	518 kB
62D/1396/DC	DC	2016-08-26	2016-10-07	no	148 kB
62D/1373/CD	CD	2016-07-29	2016-10-21	no	1659 kB
62D/1388/CD	CD	2016-08-05	2016-10-28	?	688 kB
62D/1404/CD	CD	2016-09-02	2016-10-28	?	792 kB
62D/1405/CD	CD	2016-09-02	2016-10-28	?	857 kB

Äänestyksiin ja lausuntoihin vastaaminen

- n IEC:n ja CENELECin säännöt velvoittavat SESKOn vastaamaan kaikkiin kansainvälisiin äänestyksiin
- n Suomen kannan muodostaa aina kansallinen komitea/seurantaryhmä
- n Asiantuntijat toimittavat omat kommenttinsa SESKOon yhdyshenkilölle
- n Saaduista kommentteista muodostetaan Suomen kanta, jonka SESKO lähettää IEC:lle ja CENELECille

Kommentin laatiminen

- n Kommentit kansainvälisiin ehdotuksiin laaditaan englanniksi valmiille kommenttipohjalle, joka löytyy IEC/CLC/SESKO:n verkkosivuilta
sesko.fi/kommentointi
- n Ohjeita kommenttipohjan käytöstä löytyy yllä olevan linkin kautta
- n Kommentit toimitettava SESKOon hyvissä ajoin ennen äänestysajan umpeutumista

Yksityiskohtaisia ohjeita

- n SESKOlla on kolme toimintaohjetta, jotka sisältävät yksityiskohtaisempaa ohjeistusta ja neuvoja kansalliseen, Eurooppalaiseen ja kansainväliseen työskentelyyn
 - .. [TO 1 Kansallinen toiminta](#)
 - .. [TO 2 IEC:n toiminta](#)
 - .. [TO 3 CENELECin toiminta](#)

sesko.fi/ohjeet

Neuvoja ja apua

- n Oman komitean/seurantaryhmän yhteyshenkilöltä SESKOsta
- n SESKOn asiakaspalvelusta
asiakaspalvelu@sesko.fi